MATERIAL LIST

ITEM	ORDER BY:	QUANTITY	DESCRIPTION	SIZE	MTRL CODE	GS&S	
1	EST	1210'	PIPE, PLASTIC, 2.375" O.D., 0.216" W.T., SDR 11 (1,500' COIL)	2"	010379	A-93	MAIN
2	EST	1310'	LOCATING WIRE, AWG #10, YELLOW HMWPE, 1,000'	NA	294414	A-90.3	
3	EST	1	COUPLING, PLASTIC, ELECTROFUSION, INNOGAZ	2"	026350	B-90.3	
4	EST	1	CAP, PLASTIC, SOCKET FUSION	2"	029772	B-90	
5	EST	2	ELBOW, PLASTIC, SOCKET FUSION	2"	029760	B-90	
6	EST	2	EMS, GAS MARKER	NA	374944	M-60	
7	EST	4	CARTRIDGE, CADWELD CA - 15, OR THERMOWELD 15P	NA	159260	O-10	
9	EST	1	PURGE CAP, PLASTIC, SOCKET FUSION, 1/2" OUTLET	2"	020578	B-90.2	
10	EST	1	BLIND-END COUPLING, PLASTIC, CONSTAB	1/2"	021032	B-91.1	
11	EST	2	ANODE, ZINC, 5-POUND PREPACKAGED	5 LBS	569145	O-13.1	
12	EST	1	SAVE-A-VALVE, MUELLER, CAST IRON CAP, H-17490, 250 MAX GWP	1"	022452	C-14	
13	EST	1	TAPPING TEE, PLASTIC, ELECTROFUSION, INNOGAZ	2" X 1"	035610	B-90.3	
14	EST	25'	PIPE, PLASTIC, 1.125" O.D., 0.099" W.T., SDR 11.5 (500' COIL)	1"	016083	A-93	BY-PASS
15	EST	2	TAPPING TEE, PLASTIC, ELECTROFUSION, INNOGAZ	2" X 1/2"	035608	B-90.3	
16	EST	1368'	PIPE, PLASTIC, 0.625" O.D., 0.090" W.T., SDR 7 (1,000' COIL)	1/2"	016082	A-93	SERVICE
17	EST	1897'	LOCATING WIRE, AWG #10, YELLOW HMWPE, 1,000'	NA	294414	A-90.3	
18	EST	429'	PIPE, PLASTIC, 1.125" O.D., 0.099" W.T., SDR 11.5 (500' COIL)	1"	016083	A-93	
19	EST	18	RISER, PREFAB, 3/4" X 1/2" CTS, SHORT, THREADED	3/4" X 1/2"	040826	A-91	
20	EST	26	TAPPING TEE, PLASTIC, ELECTROFUSION, INNOGAZ	2" X 1/2"	035608	B-90.3	
21	EST	44	COUPLING, PLASTIC, CONSTAB	1/2"	021035	B-91.1	
22	EST	15	EXCESS FLOW VALVE, PERFECTION LOW FLOW SERIES 400, PERMASERT, 1/2" CTS	1/2"	020948	A-93.3	
23	EST	12	COUPLING, PLASTIC, CONSTAB	1"	021021	B-91.1	
24	EST	6	RISER, PREFAB, 3/4" X 1" CTS, SHORT, THREADED	3/4" X 1"	041061	A-91	
25	EST	6	EXCESS FLOW VALVE, PERFECTION MEDIUM FLOW SERIES 800, PERMASERT, 1" CTS	1"	020953	A-93.3	
26	EST	6	TAPPING TEE, PLASTIC, ELECTROFUSION, INNOGAZ	2" X 1"	035610	B-90.3	
27	EST	8	ELBOW, PLASTIC, SOCKET FUSION	1/2"	029757	B-90	
28	EST	1	VALVE BOX COVER, CAST IRON	NA	043225	K-41	
29	EST	1	VALVE BOX EXT	NA	016063	K-41	
30	EST	1	VALVE BOX, PLASTIC	NA	043498	K-40	
31	EST	1	CURVE VALVE PLASTIC	1/2"	032474	F-90	
32	EST	4	WCAP MET PIPE 2" THREADED GALVANIZED STL	2"	150119	J-95	
33	EST	8	VISIBILITY STRIP 2"X12" Y FLEXIBLE FOR POLES	2"X12"	013163	J-95	
34	EST	4	PIPE GALVS SCHED 40 2" OD X 56" LG-2	2"	150117	J-95	
35	EST	4	CONCRETE DRY READY MIX - 60 LB BAG OF CONCRETE	N/A	121022	N/A	

TRENCH DETAIL

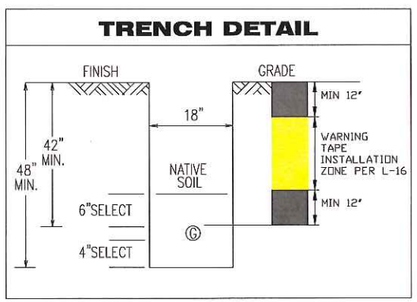

OPERATING DATA

WM: 3006C1, 3006C2
CPA: 3006-3A
E. ZONE: 16-ST-08-B
TBA: X-02
MAOP: 60 PSIG
NOP: 54 PSIG

0' 30' 60' 90'
(1"=30')

PROJECT CONDITIONS STAMP

Type(s) of Work:
☐ New Business
☒ PG&E Maintenance & Construction

Project Conditions:
☐ NONE APPARENT (if project design changes, contact ADE) or
☒ CONDITIONS APPLY:
☒ PERMITS ☐ TAILBOARD ☐ OTHER
(Provide additional information on line below)
REFER TO DM3 & SUPPORTING DOCUMENTS IN CONST. PACKAGE

BY: DON HELLIER
SIGNATURE, NAME, (CORPORATE ID), DATE

CALL: 811
CALL TWO WORKING DAYS BEFORE YOU DIG
TICKET NO: _____
DATE: _____
BY: _____

VICINITY SKETCH

STOCKTON

GAS CONSTRUCTION NOTES:

1. PRIOR TO CONSTRUCTION CONTACT PLANNING ENGINEER, CORROSION MECHANIC REGARDING CATHODIC PROTECTION REQUIREMENTS, T&R SUPERVISOR REGARDING SHUTDOWN AND STAND BY.
2. WELDING: ALL WELDING, TIE-INS, CUTTING AND CAPPING OF STEEL TO BE DONE PER WELDING CONTROL MANUAL TD 4160M AND GS&S D-22.
3. COATING REMOVAL: BEFORE REMOVING THE PIPE COATING ON PRE-1972 PIPE, (DOES NOT INCLUDE PLASTIC TAPE OR FUSION BONDED EPOXY COATINGS) THE FOLLOWING STEPS SHALL BE TAKEN:
   -FOR ALL NON-EMERGENCY WORK, PRE-1972 PIPE WRAP MUST BE EVALUATED TO DETERMINE IF IT CONTAINS ASBESTOS PRIOR TO REMOVAL.
   -FOR EMERGENCY WORK ON PRE-1972 PIPE, ASSUME THE WRAP CONTAINS >1% ASBESTOS UNTIL THE WRAP CAN BE TESTED.
   -OBTAIN SAMPLES OF THE WRAP AND HAVE SAMPLES TESTED FOR ASBESTOS IN ACCORDANCE WITH WP 4711-01.
   -TEST RESULTS ARE TO BE INCLUDED WITH AS-BUILTS.
   -FOLLOW PROCEDURE IN WP 4711-01 FOR REMOVAL OF PIPE WRAP.
4. DEACTIVATION OF EXISTING PIPE: 10" DIAMETER AND LESS, PURGE PER GS&S A-38, ATTACHMENT B, PROCEDURE 1. AFTER PURGING, CLOSE ALL VALVES AND SEAL ANY OPEN ENDS OF DEACTIVATED PIPE (CUT AND REMOVE 18" MINIMUM SECTION AND CAP ENDS OF DEACTIVATED PIPE). CUT-OFF AND DEACTIVATE ALL GAS FACILITIES AS PER TD-9500P-16.
5. PLACE ELECTRONIC MARKING SYSTEM (EMS) DEVICES ON ALL CUT OFF ENDS AND SECTIONALIZING POINTS OF DEACTIVATED PIPE PER UTILITY OPERATIONS WORK PROCEDURE TD-9500P-16.
6. REMOVE AND REPLACE TRENCH SPOIL WITH SELECT BACKFILL AS REQUIRED BY PG&E SPECIFICATIONS AND LOCAL CITY, COUNTY AND STATE REQUIREMENTS. SEE TRENCH SECTION FOR DETAILS.
7. PLACE TEMPORARY AND/OR PERMANENT PAVING IN ACCORDANCE WITH ANY LOCAL CITY, COUNTY, AND STATE REQUIREMENTS.
8. MAINTAIN A MINIMUM OF 12" CLEARANCE ON PERPENDICULAR UTILITY CROSSING AND A 5' PREFERRED MINIMUM CLEARANCE ON PARALLEL INSTALLATIONS.
9. INSTALL WARNING TAPE OVER GAS FACILITIES DURING DIRECT BURIAL INSTALLATION PER GS&S L-16.
10. STANDBY REQUIREMENTS MUST BE IN ACCORDANCE WITH TD-5811P-301 AND TD-5811P-105 WHEN WORKING NEAR TRANSMISSION FACILITIES.
11. ALL STEEL CONNECTIONS EXPOSED WILL BE FIELD WRAPPED WITH COLD APPLIED TAPE PER GS&S E-25.
12. SEE INDIVIDUAL SERVICE ORDERS FOR SERVICE WORK DETAILS.
13. ANY SERVICE REPLACEMENT WORK VIA SPLITTING TO BE DONE PER TD-4634P-01.
14. IF THERE ARE ANY QUESTIONS CONTACT GUILLERMO JARAMILLO AT (925) 242-0446.

CATHODIC PROTECTION IN WORK AREA
ATTENTION FOREMAN:
NOTIFY THE CORROSION DEPT.
AT (209) 943-6455, 24 HOURS
PRIOR TO START OF WORK.

ATTENTION FOREMAN
PRIOR TO STARTING JOB, CONSULT AREA CORROSION MECHANIC FOR LOCATING WIRE INSTALLATION AND CATHODIC PROTECTION REQUIREMENTS

LEGEND

- EX. GAS MAIN (SIZE NOTED)
- EX. GAS SERVICE (SIZE NOTED)
- PROPOSED SHP GAS MAIN (SIZE NOTED)
- PROPOSED GAS SERVICE (SIZE NOTED)
- EX. WATER LINE
- EX. SEWER LINE
- EX. STORM DRAIN
- PROPOSED ETS STATION
- PROPOSED SLB ANODE
- PROPOSED CUT OFF
- PROPOSED EMS MARKER
- PROPERTY LINE

CONTACTS

TITLE	NAME	PHONE
GAS ESTIMATOR	GUILLERMO J.	(925) 242-0446
GAS A.D.E.	DELIA SOLORIO	(916) 760-9817
SUPERVISOR	GABRIEL GOMEZ	(916) 760-1964
PROJECT MGR	DONALD HELLIER	(209) 576-6571
ENGINEER	AARON YU	(209) 932-6461
SR. GAS ENGINEER	CHARLES MADISON	(209) 932-6443
CORROSION SUPERVISOR	MIKE LUMN	(209) 534-3182
T&R SUPERVISOR	RICK MUOK	(209) 406-7926
GAS PLANNING ENGINEER	DAVE RYMERS	(209) 942-1626

WORK RECAP

-PG&E WILL TRENCH & BACKFILL ALL
-BORE 1220' OF 2"PL (2.375" O.D, 0.216 W.T), HP MAIN (GAS ONLY)
-REPLACE (18) GAS SERVICES WITH PROP'D 1/2"PL
-TRANSFER (8) GAS SERVICES WITH PROP'D 1/2"PL
-REPLACE (6) GAS SERVICES WITH PROP'D 1"PL
-DEACTIVATE 1220' OF 2" STL HP GAS MAIN (GM 58042)
-DEACTIVATE PIPELINE PER TP9500P-16
-COORDINATE WORK WITH DIVISION T&R DEPT. CONTACT RICK MUOK AT (209) 406-7926
-NOTIFY CORROSION DEPT. 24 HOURS PRIOR TO START OF CONSTRUCTION AT (209) 534-3182

SJC Trench Detail R-29

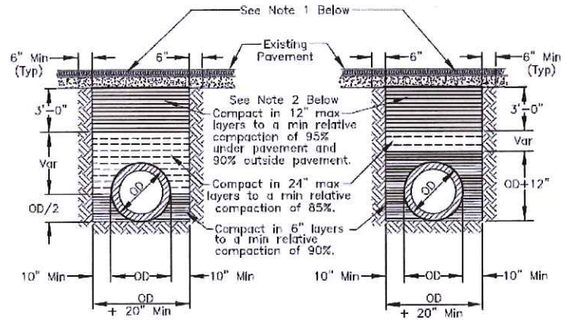

RIGID CONDUIT FLEXIBLE CONDUIT

NOTES:
1. New pavement shall be 1" thicker than existing pavement, minimum of 0.25 Ft. New base shall be 1" thicker than existing base, min of 0.50 Ft.
2. Select native material or imported granular material as approved by the Director of Public Works. Backfill with materials equal to or better than the existing pavement and base in quality.
3. Relative compaction of materials shall be tested in accordance with the State of California, Dept. of Transportation Testing Manuals, test method No. California 216 or 231.
4. All existing pavement shall be neatly cut to line prior to trench excavation.
5. Jetting or ponding will be permitted within the street right-of-way with a 3 year bond, when approved by the Director of Public Works.
6. When shown by soil composition and compactability, ninety percent (90%) compaction may be used, when approved by the Director of Public Works.
7. Special bedding and backfill requirements may be shown on the plans or specified in the special provisions.

REGISTERED PROFESSIONAL ENGINEER
JENNIFER L. BOUCHER
No. 42173
EXP. 3/31/16
CIVIL
STATE OF CALIFORNIA

CO:
SD:
NOTIF.: 10715903
Other:
SHT: 1 OF 3 SHEETS
REV. 0
PM: 31023994

GAS DIST. ENGINEERING AND DESIGN.
850 STILLWATER DRIVE
WEST SACRAMENTO, CA 95605
PHONE #:916-760-1964 FAX #:916-760-9870
PG&E PACIFIC GAS AND ELECTRIC COMPANY

EST: GUILLERMO JARAMILLO
ADE: DELIA SOLORIO
SUPV: GABRIEL GOMEZ
REP: DON HELLIER
PLNR: DAVE RYMERS
SCALE: 1"=30'
DATE: 7/17/14

NO.	DATE	DESCRIPTION	ORDER #	DWN	CHKD	SUPV	APVD	BY

REVISIONS

GAS CONSTRUCTION DRAWING
REPLACE ISOLATED STEEL NWC 50A
E. WASHINGTON AVE E/O CARDINAL AVE.
CITY OF STOCKTON, SAN JOAQUIN COUNTY

INCH 0 1

ATTN FOREMAN:
AS-BUILT INDICATES 2" PL MAIN IS 10 FT DEEP ACROSS INTERSECTION (SEE 30439871-'06)

TEMPORARY 1" BYPASS AT CARDINAL AVE. AND E. WASHINGTON AVE. NO LONGER THAN 25'
-(1) 1" SAVE - A - VALVE (022452)
-(25 FT) 1" PL PIPE (016083)
-(1) 2" X 1" ELECTROFUSION TAPPING TEE (035610)
-(2) 2" X 1/2" ELECTROFUSION TAPPING TEE (035608)

AVE. ('80)
CARDINAL
WASHINGTON ST. ('80)
MATCH LINE A
SHEET 3 OF 3

EX. 2" HP STL-20' 4429-B- ('40)
EX. 2" HP PL-17'
EX. 4" HP PL-19' 30439871-('06)
TIED
EOR
P/L
SWR
EM
58042-('39)
TO BE DEACTIVATED
EX. 2" HP STL-20'
PROPOSED 2" HP PL-17'
EX. 1/2" PL ('87)
EX. 1/2" PL ('82)
EX. 1/2" PL ('76)
EX. 1/2" PL (3/4") ('75)
EX. 1/2" PL (3/4") ('99)
EX. 1/2" PL (3/4") ('87)
EX. 1/2" PL ('90)
EX. 1/2" PL (3/4") ('82)
EX. 3/4" STL ('39)
EX. 3/4" STL ('55)
EX. 3/4" STL ('43)
EX. 3/4" STL ('65)
EX. 3/4" STL ('69)
PROP'D 1" PL
PROP'D 1/2" PL (3/4")
PROP'D 1/2" PL
(I) 5400
(I) 5424
(I) 5444
S.O. 11230 (C/O)
2MM (I) 5454
(T) 5504
(T) 5514
(I) 5524
(I) 5534
(I) 5544
5419 (R)
5427 (T)
5435 (T)
5447 (I)
5501 (I)
5511 (T)
5521 (T)
5531 (T)
5541 (I)

TIE-IN 2" HP PL GAS MAIN TO EX. 2" HP PL GAS MAIN:
UTILIZE EXISTING PCF.
-(1) 2" PL ELECTRO FUSION COUPLING (026350)
-(2) 2" PL ELBOW (029760)
-(1) 2" PL CAP (029772)
-(1) EMS (374944)
-(1) 5lb ZINC ANODE (569145)

PROP'D 2" HP PL GAS MAIN
-(650 FT) 2" PL MAIN (010379)
-(650 FT) AWG #10 LOCATING WIRE (294414)

STOCKTON

OPERATING DATA

WM:	3006C1, 3006C2
CPA:	3006-3A
E. ZONE:	16-ST-08-B
TBA:	X-02
MAOP:	60 PSIG
NOP:	54 PSIG

0' 30' 60' 90' (1"=30')

PIPE WRAP REMOVAL

-For work on pre-1972 pipe, assume the wrap contains >1% asbestos until the wrap can be tested.
-Obtain samples of the wrap, and have samples tested for asbestos in accordance with WP 4711-01.
-Test results are to be included with as-builts.
-Follow procedure in WP 4711-01 for removal of pipe wrap.

PIPE TYPE: 2" STL
YEAR INSTALLED: 1939

Plastic Pipe Data			
TEST AT 100-110 PSI FOR MINIMUM OF 5 MIN			
Pressure	Duration	Initials	Date of Test
Plastic Pipe Data			
Footage and Size		/ 2"	
SDR / Wall Thickness		11 / 0.216	
Pipe Manufacture			
Date Manufactured			
☐ PE 2406/2708		☐ Other PE:	
Footage and Size		/	
SDR / Wall Thickness			
Pipe Manufacture			
Date Manufactured			
☐ PE 2406/2708		☐ Other PE:	
Foreman LAN ID:		Date: / /	
Foreman Signature:			

List all plastic pipe by footage, size, manufacture and date manufactured per Gas Design Standard A-931

Installation Tested or Inspected and Noted on Drawing. All Levels Satisfactory per PG&E GS&S O-16

Qualified Employee — Date

Corrosion mechanic's signature is required when a CPA boundary is within the scope of the project.

WELDING INSPECTED PER PG&E WELDING MANUAL TD-4160M
VISUAL ☐
RADIOGRAPHIC ☐☐
MAGNETIC PARTICLE ☐
INSPECTOR
DATE

CATHODIC PROTECTION IN WORK AREA
ATTENTION FOREMAN:
NOTIFY THE CORROSION DEPT.
AT (209) 943-6455, 24 HOURS
PRIOR TO START OF WORK.

NOTE TO CONSTRUCTION

-REFER TO INDIVIDUAL GAS SERVICE RECORD REGARDING INSTALLATION OF GAS SERVICE AND METER LOCATIONS.

REGISTERED PROFESSIONAL ENGINEER
JENNIFER L. BOUCHER
No. 42173
EXP. 3/31/18
CIVIL
STATE OF CALIFORNIA

GAS CONSTRUCTION DRAWING
REPLACE ISOLATED STEEL NWC 50A
E. WASHINGTON AVE E/O CARDINAL AVE
CITY OF STOCKTON, SAN JOAQUIN COUNTY.

NO.	DATE	DESCRIPTION	ORDER #	DWN	CHKD	SUPV	APVD BY
		REVISIONS					

EST: GUILLERMO JARAMILLO
ADE: DELIA SOLORIO
SUPV: GABRIEL GOMEZ
REP: DON HELLER
PLNR: DAVE RYMERS
SCALE: 1"=30' DATE: 7/17/14

CO:
SD:
NOTIF.: 107159563
Other:
SHT: 2 OF 3 SHEETS
PM: 31023994 REV. 0

GAS DIST. ENGINEERING AND DESIGN.
850 STILLWATER DRIVE
WEST SACRAMENTO, CA 95605
PHONE #:916-760-1964 FAX #:916-760-9670
PACIFIC GAS AND ELECTRIC COMPANY

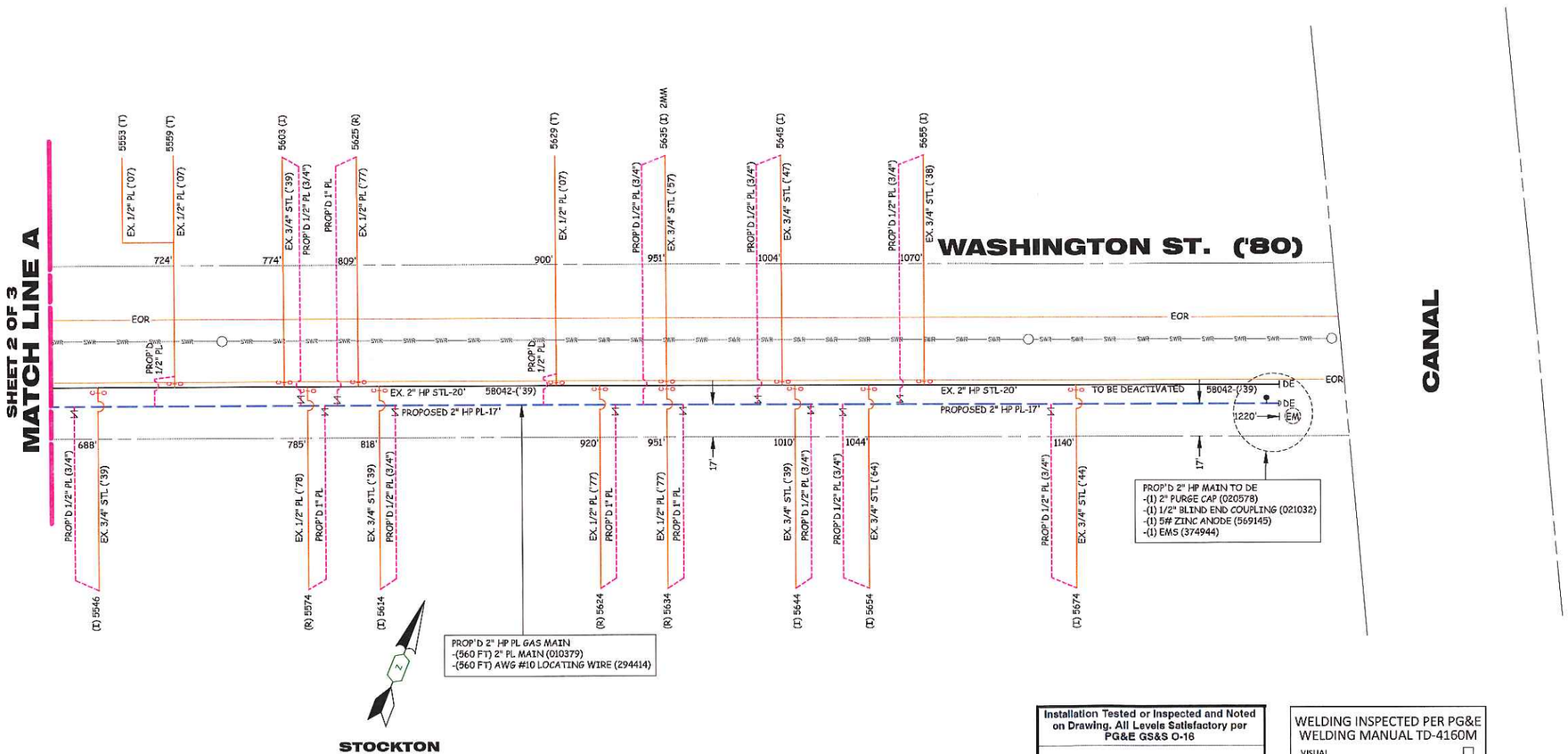

Plastic Pipe Data			
TEST AT 100-110 PSI FOR MINIMUM OF 5 MIN			
Pressure	Duration	Initials	Date of Test
Plastic Pipe Data			
Footage and Size		/ 2"	
SDR / Wall Thickness		11 / 0.216	
Pipe Manufacture			
Date Manufactured			
□ PE 2406/2708		□ Other PE:	
Footage and Size		/	
SDR / Wall Thickness			
Pipe Manufacture			
Date Manufactured			
□ PE 2406/2708		□ Other PE:	
Foreman LAN ID:		Date: / /	
Foreman Signature:			
List all plastic pipe by footage, size, manufacture and date manufactured per Gas Design Standard A-93.1			

OPERATING DATA

WM: 3006C1, 3006C2
CPA: 3006-3A
E. ZONE: 16-ST-08-B
TBA: X-02
MAOP: 60 PSIG
NOP: 54 PSIG

0' 30' 60' 90'
(1"=30')

PIPE WRAP REMOVAL

-For work on pre-1972 pipe, assume the wrap contains >1% asbestos until the wrap can be tested.
-Obtain samples of the wrap, and have samples tested for asbestos in accordance with WP 4711-01.
-Test results are to be included with as-builts.
-Follow procedure in WP 4711-01 for removal of pipe wrap.

PIPE TYPE: 2" STL
YEAR INSTALLED: 1939

CATHODIC PROTECTION IN WORK AREA
ATTENTION FOREMAN:
NOTIFY THE CORROSION DEPT.
AT (209) 943-6455, 24 HOURS
PRIOR TO START OF WORK.

Installation Tested or Inspected and Noted on Drawing. All Levels Satisfactory per PG&E GS&S O-16

Qualified Employee Date

Corrosion mechanic's signature is required when a CPA boundary is within the scope of the project.

WELDING INSPECTED PER PG&E WELDING MANUAL TD-4160M

VISUAL ☐
RADIOGRAPHIC ☐
MAGNETIC PARTICLE ☐
INSPECTOR
DATE

NOTE TO CONSTRUCTION

-REFER TO INDIVIDUAL GAS SERVICE RECORD REGARDING INSTALLATION OF GAS SERVICE AND METER LOCATIONS.

REGISTERED PROFESSIONAL ENGINEER
JENNIFER L. BOUCHER
No. 42173
EXP. 3/31/16
CIVIL
STATE OF CALIFORNIA

GAS DIST. ENGINEERING AND DESIGN.
850 STILLWATER DRIVE
WEST SACRAMENTO, CA 95605
PHONE #:916-760-1964 FAX #:916-760-9870
PACIFIC GAS AND ELECTRIC COMPANY

CO:
SD:
NOTIF.: 107159503
Other:
SHT: 3 OF 3 SHEETS
PM: 31023994 REV. 0

EST: GUILLERMO JARAMILLO
ADE: DELIA SOLORIO
SUPV: GABRIEL GOMEZ
REP: DON HELLIER
PLNR: DAVE RYMERS
SCALE: 1"=30' DATE: 7/17/14

NO.	DATE	DESCRIPTION	ORDER #	DWN	CHKD	SUPV	APVD BY

REVISIONS

GAS CONSTRUCTION DRAWING
REPLACE ISOLATED STEEL NWC 50A
E. WASHINGTON AVE E/O CARDINAL AVE
CITY OF STOCKTON, SAN JOAQUIN COUNTY.

ALL FLAGGERS WILL COMMUNICATE THROUGH HAND SIGNALS AND WALKIE TALKIES WITH ONE ANOTHER

N
W E
S

C17(CA)

ROAD WORK
25
MPH

Placed at each W20-1

NO WORK DURING PEAK HOURS
6:00 am TO 8:30 am AND
2:00 pm TO 4:00 pm

TRAFFIC CONTROL ZONES — MAX CONE SPACING

SPEED	TAPER	BUFFER	SIGN SPACING	TAPER	TANGENT
25	125'	60'	**100'**	25	50
30	180'	90'		30	60
35	245'	120'	**250'**	35	70
40	320'	160'		40	80
45	540'	270'	**350'**	45	90

SIGNS BEING USED

- BE PREPARED TO STOP — 48X48" W3-4
- 48X48" C9A (CA)
- ONE LANE ROAD AHEAD — 48X48" W20-4
- ROAD WORK AHEAD — 48X48" W20-1

TOW-AWAY ZONE

R30 24X24" BARRICADE MOUNTED, PLACED ON BOTH SIDES OF STREET 20' APART 48HR PRIOR TO START OF WORK

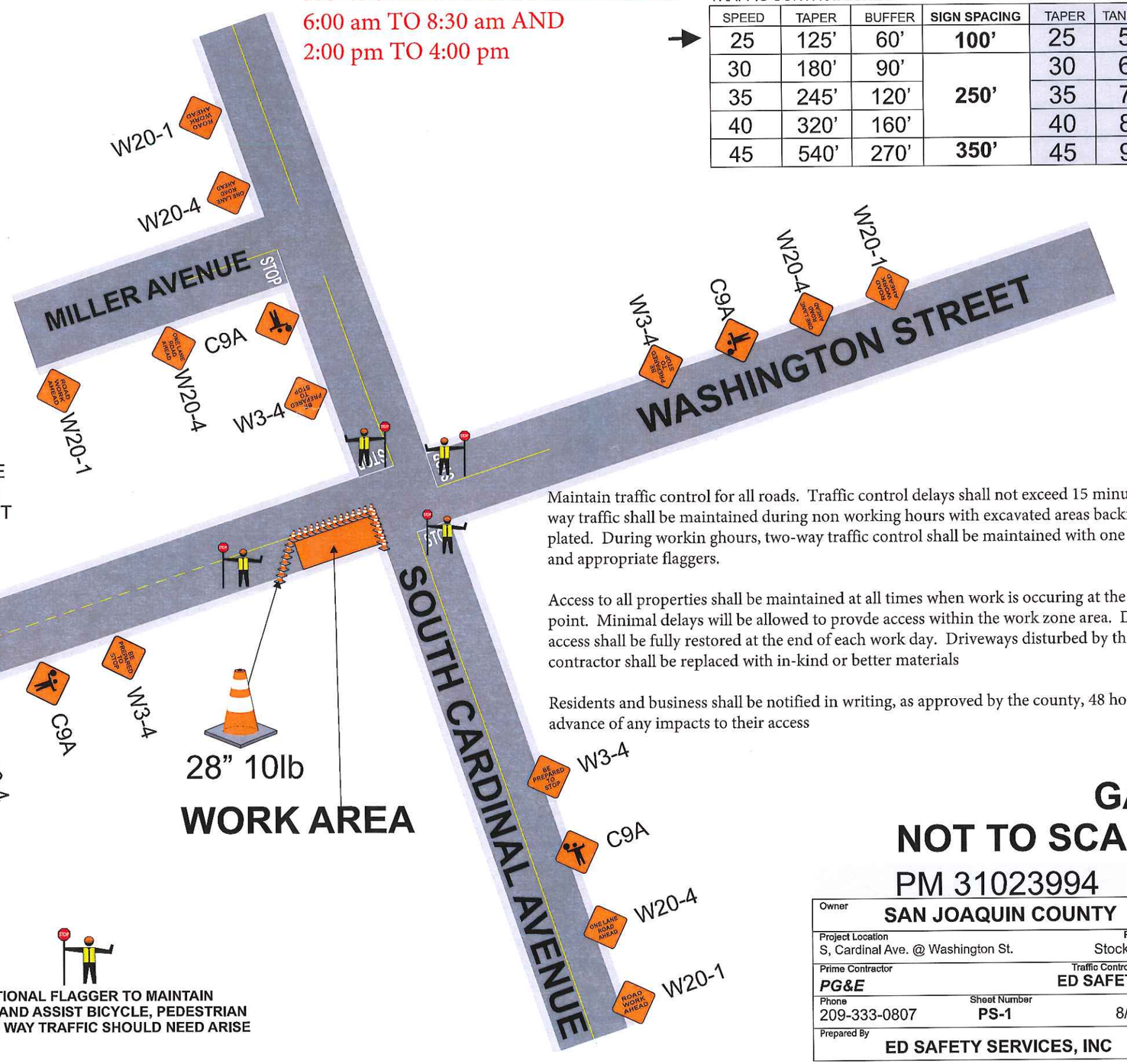

Maintain traffic control for all roads. Traffic control delays shall not exceed 15 minutes. Two-way traffic shall be maintained during non working hours with excavated areas backfilled or plated. During workin ghours, two-way traffic control shall be maintained with one lane open and appropriate flaggers.

Access to all properties shall be maintained at all times when work is occuring at the access point. Minimal delays will be allowed to provde access within the work zone area. Driveway access shall be fully restored at the end of each work day. Driveways disturbed by the contractor shall be replaced with in-kind or better materials

Residents and business shall be notified in writing, as approved by the county, 48 hours in advance of any impacts to their access

FOR TCP QUESTIONS CALL:
ROBERT @ 209-200-3351

SEE SPEC SHEET 2 FOR ADDITIONAL TRAFFIC CONTROL STIPULATIONS

PEDESTRIAN AND BICYCLE ACCESS TO REMAIN OPEN AT ALL TIMES

WORK SHALL NOT EXCEED 12HRS

MIN 12' CLEARANCE FOR TRAFFIC

ADDITIONAL FLAGGER TO MAINTAIN CLOSURE AND ASSIST BICYCLE, PEDESTRIAN AND DRIVE WAY TRAFFIC SHOULD NEED ARISE

GAS
NOT TO SCALE

PM 31023994

Owner	SAN JOAQUIN COUNTY
Project Location	S, Cardinal Ave. @ Washington St.
Project City	Stockton, CA
Prime Contractor	*PG&E*
Traffic Control Contractor	ED SAFETY INC
Phone	209-333-0807
Sheet Number	PS-1
Date	8/5/2014
Prepared By	ED SAFETY SERVICES, INC

HOURS OF WORK SHALL BE DETERMINED BY SAN JOAQUIN COUNTY

ALL FLAGGERS WILL COMMUNICATE THROUGH HAND SIGNALS AND WALKIE TALKIES WITH ONE ANOTHER

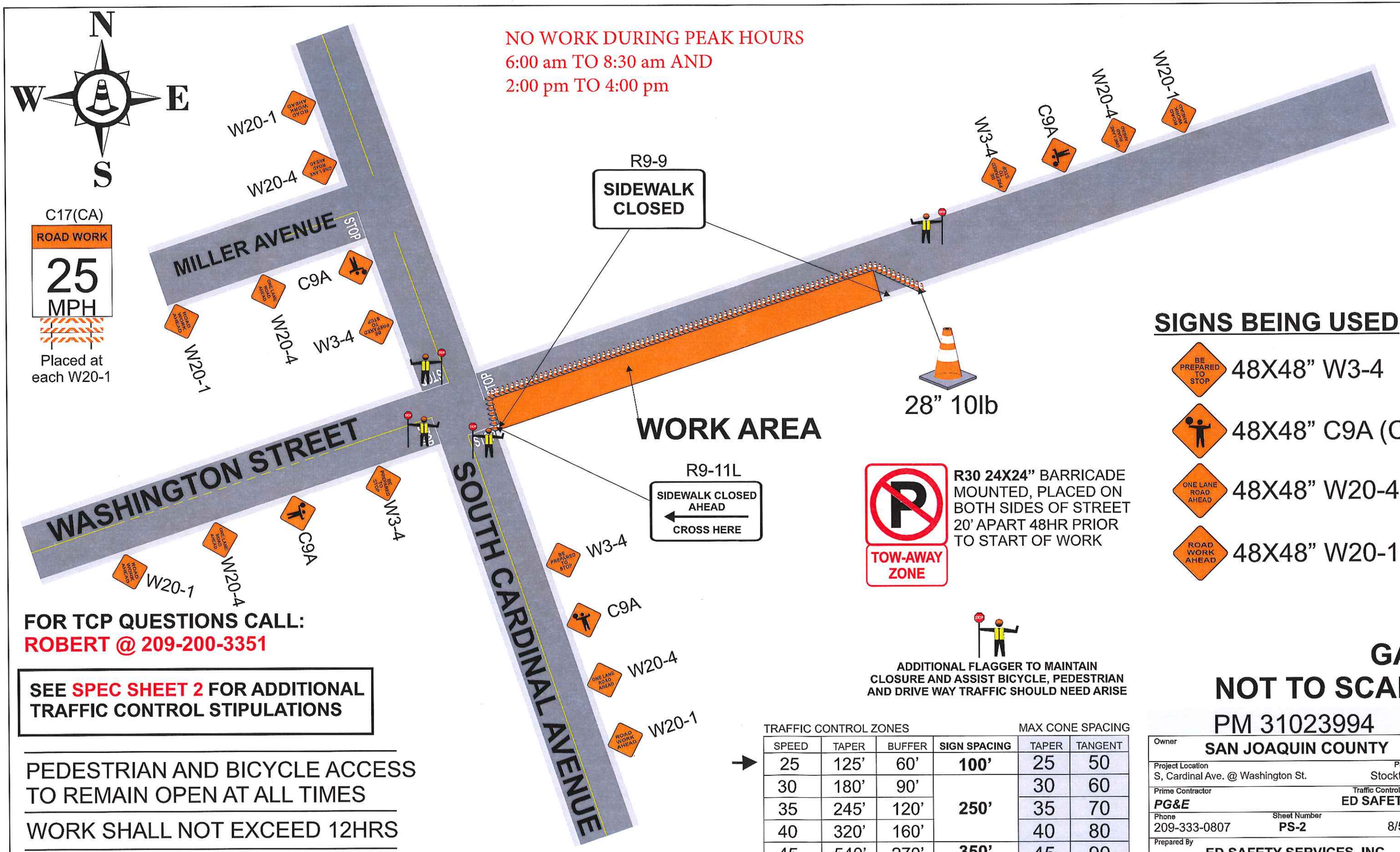

R30 24X24" BARRICADE MOUNTED, PLACED ON BOTH SIDES OF STREET 20' APART 48HR PRIOR TO START OF WORK

SIGNS BEING USED

- 48X48" W3-4
- 48X48" C9A (CA)
- 48X48" W20-4
- 48X48" W20-1

FOR TCP QUESTIONS CALL:
ROBERT @ 209-200-3351

SEE SPEC SHEET 2 FOR ADDITIONAL TRAFFIC CONTROL STIPULATIONS

PEDESTRIAN AND BICYCLE ACCESS TO REMAIN OPEN AT ALL TIMES

WORK SHALL NOT EXCEED 12HRS

MIN 12' CLEARANCE FOR TRAFFIC

ADDITIONAL FLAGGER TO MAINTAIN CLOSURE AND ASSIST BICYCLE, PEDESTRIAN AND DRIVE WAY TRAFFIC SHOULD NEED ARISE

TRAFFIC CONTROL ZONES — MAX CONE SPACING

SPEED	TAPER	BUFFER	SIGN SPACING	TAPER	TANGENT
25	125'	60'	**100'**	25	50
30	180'	90'		30	60
35	245'	120'	**250'**	35	70
40	320'	160'		40	80
45	540'	270'	**350'**	45	90

GAS
NOT TO SCALE

PM 31023994

Owner: **SAN JOAQUIN COUNTY**		
Project Location: S, Cardinal Ave. @ Washington St.		Project City: Stockton, CA
Prime Contractor: ***PG&E***		Traffic Control Contractor: **ED SAFETY INC**
Phone: 209-333-0807	Sheet Number: **PS-2**	Date: 8/5/2014
Prepared By: **ED SAFETY SERVICES, INC**		

HOURS OF WORK SHALL BE DETERMINED BY SAN JOAQUIN COUNTY

ALL FLAGGERS WILL COMMUNICATE THROUGH HAND SIGNALS AND WALKIE TALKIES WITH ONE ANOTHER

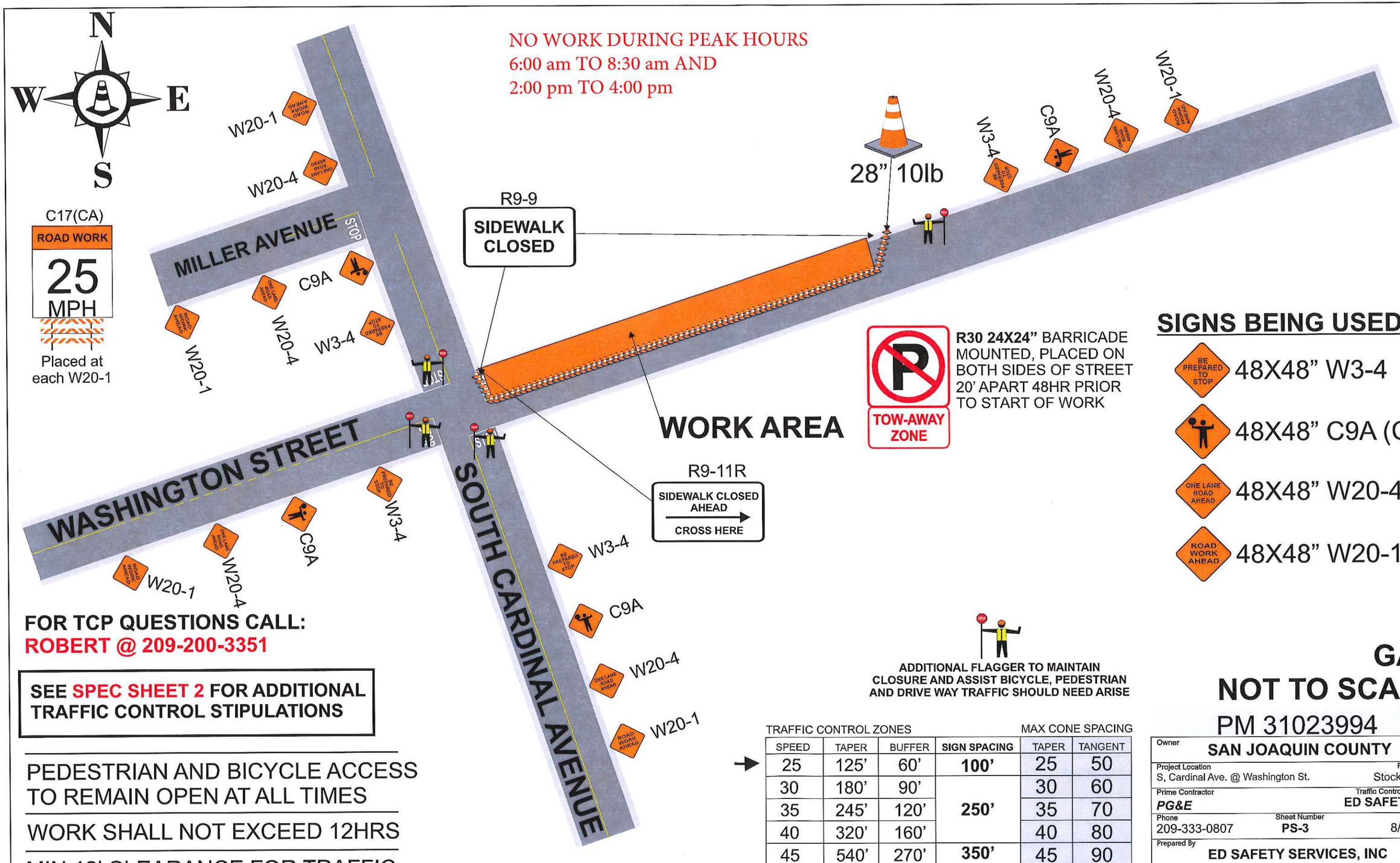

R30 24X24" BARRICADE MOUNTED, PLACED ON BOTH SIDES OF STREET 20' APART 48HR PRIOR TO START OF WORK

SIGNS BEING USED

- 48X48" W3-4
- 48X48" C9A (CA)
- 48X48" W20-4
- 48X48" W20-1

FOR TCP QUESTIONS CALL:
ROBERT @ 209-200-3351

SEE SPEC SHEET 2 FOR ADDITIONAL TRAFFIC CONTROL STIPULATIONS

PEDESTRIAN AND BICYCLE ACCESS TO REMAIN OPEN AT ALL TIMES

WORK SHALL NOT EXCEED 12HRS

MIN 12' CLEARANCE FOR TRAFFIC

ADDITIONAL FLAGGER TO MAINTAIN CLOSURE AND ASSIST BICYCLE, PEDESTRIAN AND DRIVE WAY TRAFFIC SHOULD NEED ARISE

TRAFFIC CONTROL ZONES — MAX CONE SPACING

SPEED	TAPER	BUFFER	SIGN SPACING	TAPER	TANGENT
25	125'	60'	**100'**	25	50
30	180'	90'		30	60
35	245'	120'	**250'**	35	70
40	320'	160'		40	80
45	540'	270'	**350'**	45	90

GAS
NOT TO SCALE

PM 31023994

Owner: **SAN JOAQUIN COUNTY**		
Project Location: S, Cardinal Ave. @ Washington St.		Project City: Stockton, CA
Prime Contractor: ***PG&E***		Traffic Control Contractor: **ED SAFETY INC**
Phone: 209-333-0807	Sheet Number: **PS-3**	Date: 8/5/2014
Prepared By: **ED SAFETY SERVICES, INC**		

HOURS OF WORK SHALL BE DETERMINED BY SAN JOAQUIN COUNTY

ALL FLAGGERS WILL COMMUNICATE THROUGH HAND SIGNALS AND WALKIE TALKIES WITH ONE ANOTHER

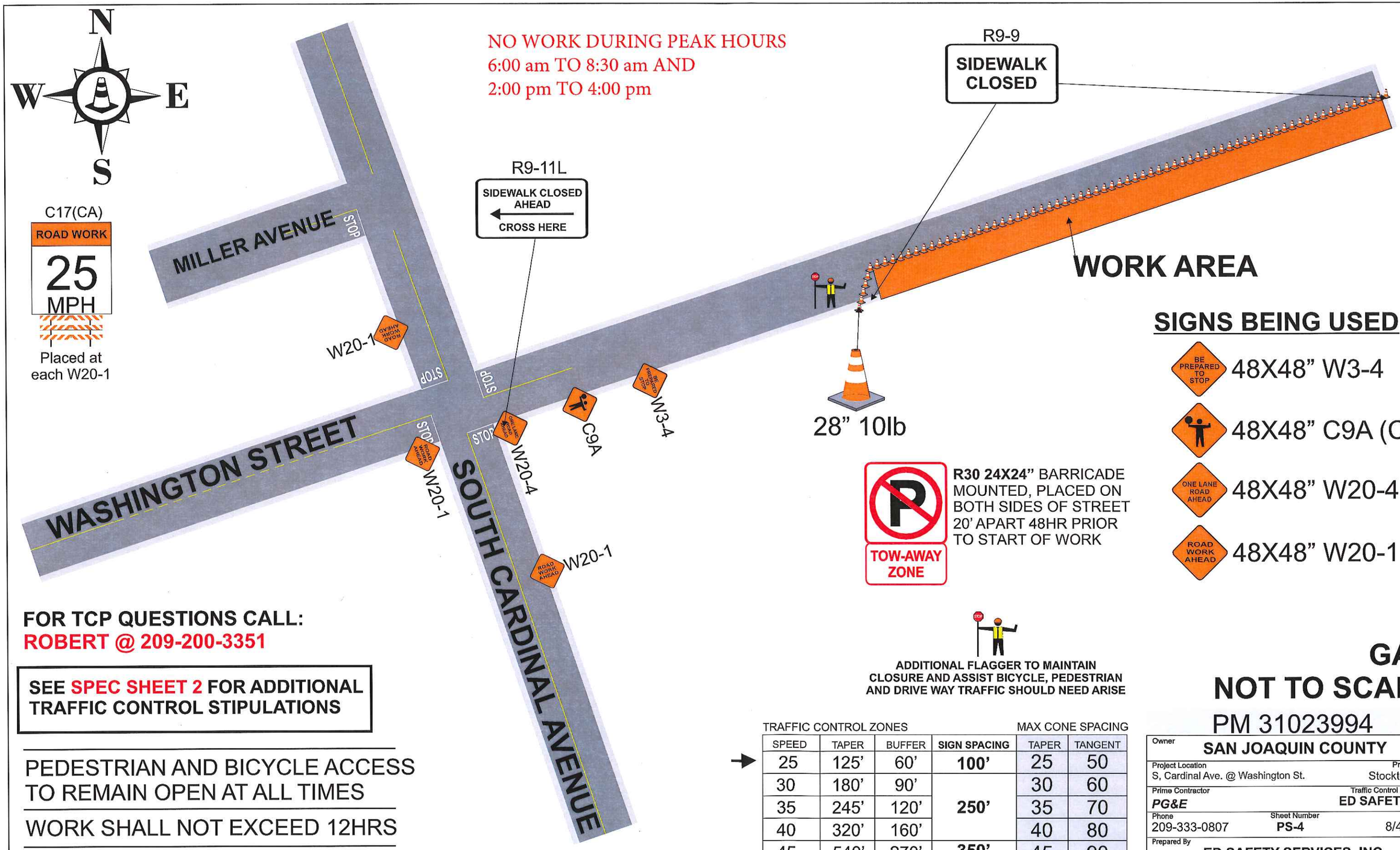

FOR TCP QUESTIONS CALL:
ROBERT @ 209-200-3351

SEE SPEC SHEET 2 FOR ADDITIONAL TRAFFIC CONTROL STIPULATIONS

PEDESTRIAN AND BICYCLE ACCESS TO REMAIN OPEN AT ALL TIMES

WORK SHALL NOT EXCEED 12HRS

MIN 12' CLEARANCE FOR TRAFFIC

ADDITIONAL FLAGGER TO MAINTAIN CLOSURE AND ASSIST BICYCLE, PEDESTRIAN AND DRIVE WAY TRAFFIC SHOULD NEED ARISE

TRAFFIC CONTROL ZONES — MAX CONE SPACING

SPEED	TAPER	BUFFER	SIGN SPACING	TAPER	TANGENT
25	125'	60'	**100'**	25	50
30	180'	90'		30	60
35	245'	120'	**250'**	35	70
40	320'	160'		40	80
45	540'	270'	**350'**	45	90

GAS
NOT TO SCALE

PM 31023994

Owner	**SAN JOAQUIN COUNTY**
Project Location	S, Cardinal Ave. @ Washington St.
Project City	Stockton, CA
Prime Contractor	***PG&E***
Traffic Control Contractor	**ED SAFETY INC**
Phone	209-333-0807
Sheet Number	**PS-4**
Date	8/4/2014
Prepared By	**ED SAFETY SERVICES, INC**

HOURS OF WORK SHALL BE DETERMINED BY SAN JOAQUIN COUNTY

ALL FLAGGERS WILL COMMUNICATE THROUGH HAND SIGNALS AND WALKIE TALKIES WITH ONE ANOTHER

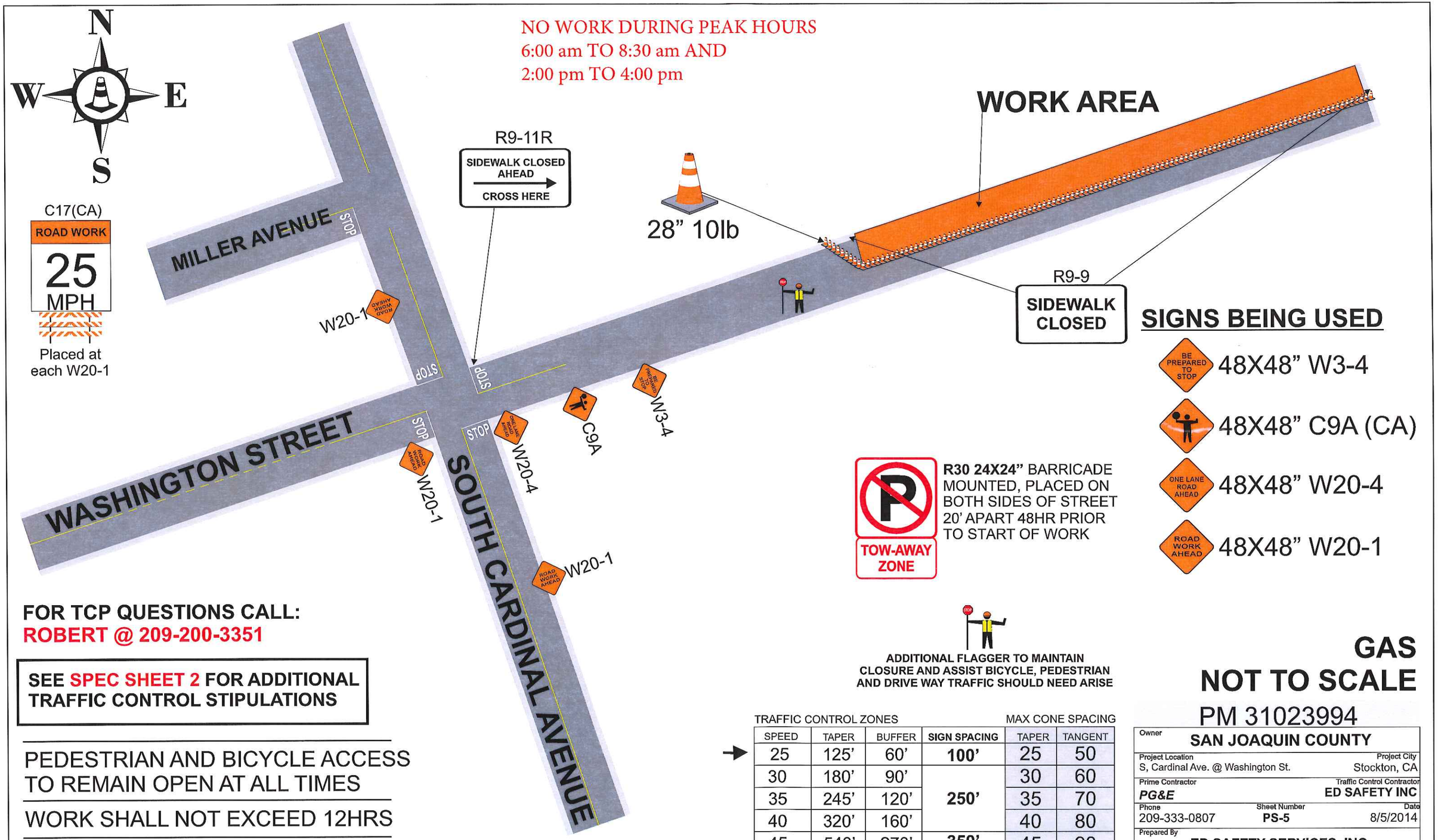

SIGNS BEING USED

- BE PREPARED TO STOP — 48X48" W3-4
- 48X48" C9A (CA)
- ONE LANE ROAD AHEAD — 48X48" W20-4
- ROAD WORK AHEAD — 48X48" W20-1

R30 24X24" BARRICADE MOUNTED, PLACED ON BOTH SIDES OF STREET 20' APART 48HR PRIOR TO START OF WORK

TOW-AWAY ZONE

FOR TCP QUESTIONS CALL:
ROBERT @ 209-200-3351

SEE SPEC SHEET 2 FOR ADDITIONAL TRAFFIC CONTROL STIPULATIONS

PEDESTRIAN AND BICYCLE ACCESS TO REMAIN OPEN AT ALL TIMES

WORK SHALL NOT EXCEED 12HRS

MIN 12' CLEARANCE FOR TRAFFIC

ADDITIONAL FLAGGER TO MAINTAIN CLOSURE AND ASSIST BICYCLE, PEDESTRIAN AND DRIVE WAY TRAFFIC SHOULD NEED ARISE

TRAFFIC CONTROL ZONES — MAX CONE SPACING

SPEED	TAPER	BUFFER	SIGN SPACING	TAPER	TANGENT
25	125'	60'	**100'**	25	50
30	180'	90'		30	60
35	245'	120'	**250'**	35	70
40	320'	160'		40	80
45	540'	270'	**350'**	45	90

GAS
NOT TO SCALE
PM 31023994

Owner	**SAN JOAQUIN COUNTY**
Project Location	S, Cardinal Ave. @ Washington St.
Project City	Stockton, CA
Prime Contractor	***PG&E***
Traffic Control Contractor	**ED SAFETY INC**
Phone	209-333-0807
Sheet Number	**PS-5**
Date	8/5/2014
Prepared By	**ED SAFETY SERVICES, INC**

HOURS OF WORK SHALL BE DETERMINED BY SAN JOAQUIN COUNTY

CLOSURE STIPULATIONS AND SPECIFICATIONS THAT MUST BE FOLLOWED AT ALL TIMES

CLOSURE AND EFFECT ON APPROXIMATELY 8 PARKING PLACES FOR LESS THAN 8 HOURS

All lane closures shall meet or exceed MUTCD specifications as well as conform to hours of work set forth by the County. All areas of work when encroaching upon sidewalk access OR pedestrian safety shall have a MUTCD standard sidewalk closure detour detail in place to ensure pedestrian and public safety.
Pedestrian access or detour will be maintained at all times in the event sidewalks must be closed, all paths of travel shall be similar to one that is closed.
Pedestrian traffic shall at all times have a minimum 4 feet wide area of travel.
All open excavation areas shall be backfilled or trench plated prior to public usage.
All closures set forth in this TCP are the minimum allowed on project, field conditions may change requiring further traffic safety devices or traffic control persons to ensure safety of traveling public, pedestrians as well as work forces.
All changes to ensure safety will be made immediately to ensure a safe environment for all parties.
All traffic control devices, vehicles and personnel must be suited for the purpose intended as well as meet or exceed all MUTCD specifications as well as County specifications.
ED Safety Inc shall be onsite from start to finish of work to ensure all traffic devices and closures meet or exceed MUTCD specifications & above requirements are met.
All devices shall be removed when no longer required.
All flaggers shall be certified and all intersections shall be flagged when required as shown on plans.
If work is done at night or encroaches on the hours of darkness all road work ahead signs shall have flashing a beacon, light towers will be used for flaggers and work areas and all other MUTCD requirements shall be met or exceeded as well.
NOT TO SCALE----SPACING OF SIGNS, TAPER AND TANGENTS WILL BE SPACED AS PER TABLE HAS SET FORTH AS GOVERNED BY TRAVEL SPEEDS.
All traffic devices shall meet or exceed MUTCD. All signs shall be high intensity night time reflective, 48"x48" roll up signs.
All signs shall have a minimum of 2, 18" day time flags attached to sign stands during day time hours and if applicable flashing 12", 12v beacons for night time work.
Sign stands shall be MUTCD compliant as well allowing for 18" to 7' height for signs as well as spring equipped for windy conditions.
Pavement delineation not exactly as appears in field but traffic plan will still work as shown. All cones shall be 28" 10 lb and shall not be placed further than 40' apart.
All hours of work shall be dictated by the Counties specified lane closure charts or as directed by the County inspector.
Vehicle path of travel shall never be less than 12' in width. Closures and excavation not to exceed what forces expect to excavate per the daily shift.
Roadway shall not be opened until safe for public use. All open trenches must be plated or backfilled prior to public usage.
All areas of excavation must have a valid USA dig tag with corresponding dig ticket number, proof must be carried with the excavating forces at all times.